

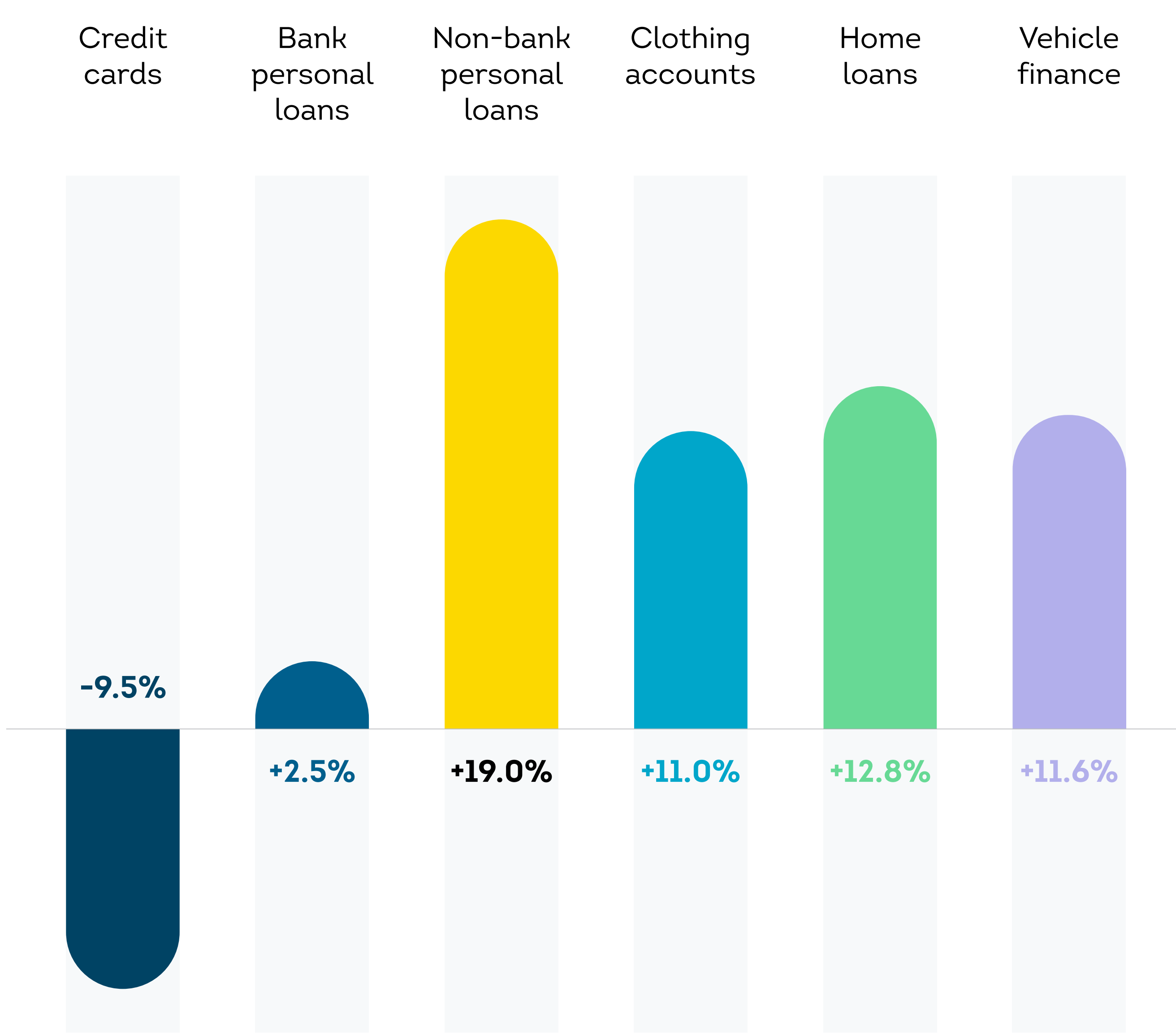


# Industry Insights Q1 2026







## About the South Africa Industry Insights Report

TransUnion's quarterly South Africa Industry Insights Report provides in-depth, statistical information drawn from its national consumer credit database, aggregated across virtually every active credit file on record. Each file contains hundreds of credit variables that illustrate consumer credit usage and performance. Entities across industries can [subscribe](#) to and leverage the Industry Insights Report to analyse market dynamics throughout an entire business cycle, helping them understand consumer behaviour over time. The report looks at major consumer lending categories: credit cards, personal loans, home loans, vehicle and asset finance (VAF), and clothing, focusing primarily on three dimensions across these categories: originations (new accounts opened), balances (outstanding total and average lending balances) and delinquencies (accounts in payment arrears).

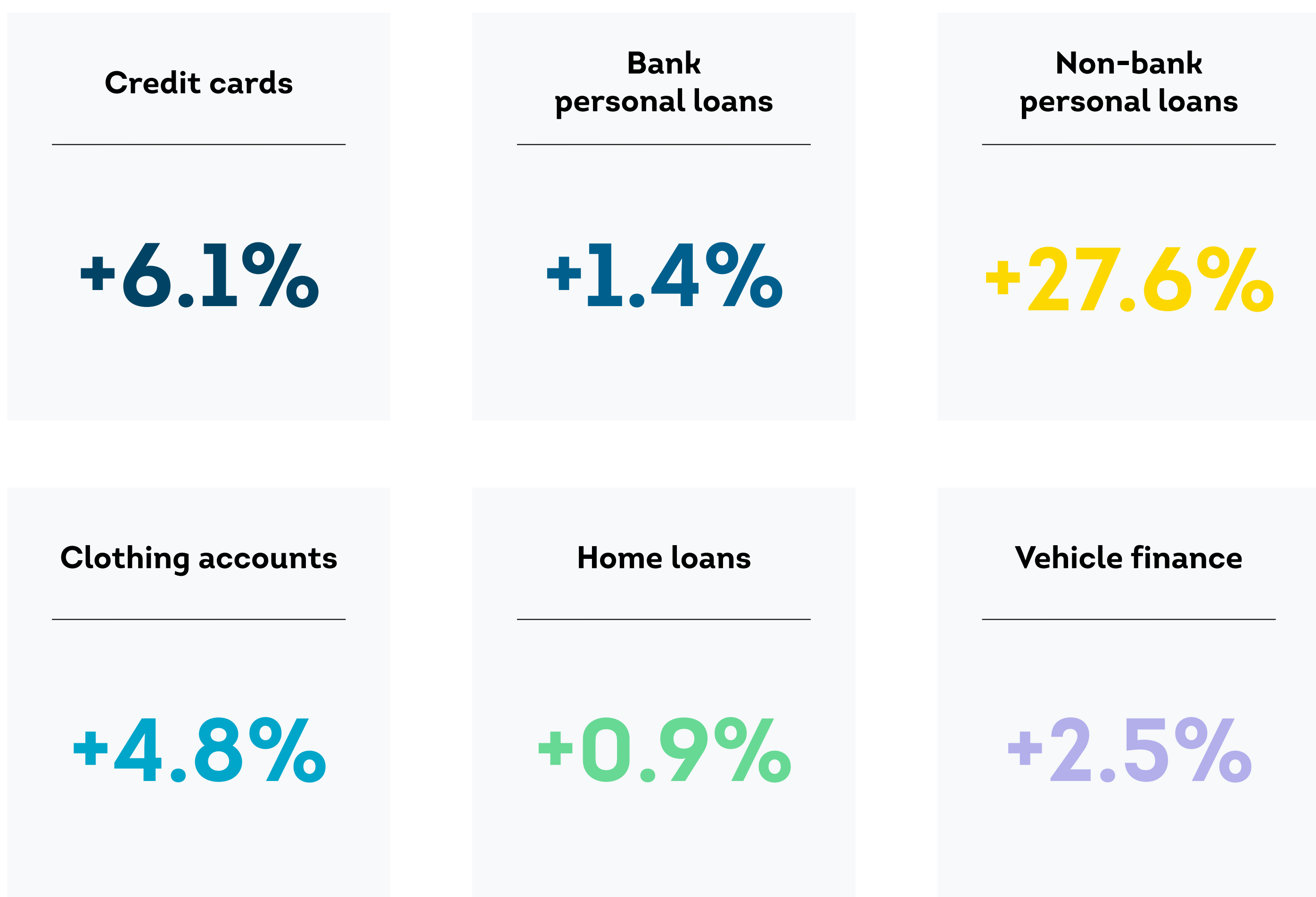
## YoY Change in Originations



## YoY Change in Serious Delinquency Rates\*

Credit cards	+66 bps	
Bank personal loans	-256 bps	
Non-bank personal loans	+193 bps	
Clothing accounts	-1 bps	
Home loans	+10 bps	
Vehicle finance	-80 bps	

## YoY Shifts in Number of Accounts



## YoY Shifts in Outstanding Balances



\* Account-level serious delinquency rate, measured as a percentage of accounts three or more months in arrears

[LEARN MORE](#)

Click [here](#) for more information on the TransUnion Industry Insights Report.

